

CATALOG #: _____

TYPE: _____

PROJECT: _____

FEATURES

- Deliver scalable, data-driven smart buildings with PoE-enabled fixtures and controls
- Round, surface mounted, architectural fixture adds visual interest to a variety of applications
- Provides soft, uniform ambient illumination
- Lift-and-twist lens assembly allows for easy maintenance
- Made Right Here® in the USA



ORDERING EXAMPLE: RNDS - 4 - P115/835 - FXA - OPTIONS - POE PR

ORDERING INFO

SERIES	DIAMETER	LUMENS ^[1]	CRI	CCT	LENS
RNDS	2 2'	2'	8 80	27 2700K	FXA Frosted convex acrylic lens
	3 3'	P22 2,200lm	9 90 ^[2]	30 3000K	
	4 4'	P45 4,500lm		35 3500K	
		3'		40 4000K	
		P50 5,000lm		50 5000K	
		4'			
		P115 11,500lm			

SPECIFICATIONS

- HOUSING – .080" spun aluminum outer housing with C.R.S. back plate.
- SHIELDING – Frosted acrylic lens, .125" thick.
- FINISH – Textured matte white polyester TGIC powder coat bonded to phosphate-free, multi-stage pretreated metal. All parts painted after fabrication to facilitate installation, increase efficiency, and inhibit corrosion.
- ELECTRICAL – High-quality mid-power LED boards. L85 at 50,000 hours. Low-voltage DC fixture, to be fed by Class 2 power supply.
- MOUNTING – Surface or suspended.
- LISTINGS –
 - cCSAus certified as luminaire suitable for dry or damp locations.
 - Complies with the Buy American Act and other federal regulations. Request certification at hew.com/baa.
- WARRANTY – 5-year limited warranty, see hew.com/warranty.

OPTIONS ^[3]

See page 2 for FINISH OPTIONS

CONTROL ^[4]

POE PR Power over Ethernet-ready

SYSTEM REQUIREMENTS

- PoE-ready luminaires are connected to building power systems through network integration and require other components for complete PoE lighting system
- For additional PoE info, see hew.com/poe

NOTES

- Lumen output based on 80 CRI, 3500 CCT. Actual performance may vary +/-5%, see page 2 for FIXTURE PERFORMANCE DATA.
- Extended lead times may apply. Consult factory for availability.

- Suspended mounting available. See page 3 for SUSPENDED MOUNTING DETAILS.
- For additional PoE connection details, consult factory.



FIXTURE PERFORMANCE DATA

	LED PACKAGE	NOMINAL LUMENS	WATTAGE	EFFICACY (lm/W)
2'	P22	2238	25	90
	P45	4106	50	82
3'	P50	5028	50	101
4'	P115 ¹	11545	100	115

¹ Fixture contains two nodes, one power drop per node required.

- Photometrics tested in accordance with IESNA LM-79. Results shown are based on 25°C ambient temperature.
- Results based on 3500K, 80 CRI, actual performance may vary +/-5%
- Use multiplier table to calculate additional options.

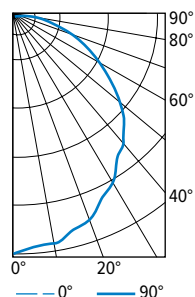
MULTIPLIER TABLES

COLOR TEMPERATURE	
CCT	CONVERSION FACTOR
2700K	0.97
3000K	0.99
3500K	1.00
4000K	1.03
5000K	1.06

80 CRI	2700K	0.80
	3000K	0.82
	3500K	0.83
	4000K	0.86
	5000K	0.89

PHOTOMETRY

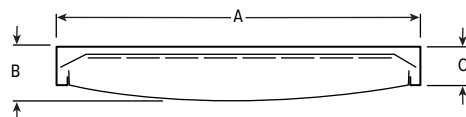
RNDS-4-P115/835-FXA Total Luminaire Output: 11545 lumens; 100 Watts | Efficacy: 115 lm/W | 80 CRI; 3500K CCT



CANDLEPOWER DISTRIBUTION	VERTICAL ANGLE	HORIZONTAL ANGLE			ZONAL LUMENS
		0°	45°	90°	
	0	4231	4231	4231	
	5	4085	4082	4078	390
	15	3913	3908	3910	1107
	25	3542	3537	3540	1644
	35	3087	3081	3086	1949
	45	2704	2698	2702	2056
	55	2070	2066	2073	1834
	65	1425	1417	1427	1399
	75	755	757	757	822
	85	269	273	273	314
	90	106	108	108	


LUMEN SUMMARY	ZONE	LUMENS	% FIXTURE
	0 - 30	3141	27
	0 - 40	5090	44
	0 - 60	8980	78
	0 - 90	11516	99
	0 - 180	11545	100

CROSS-SECTION



FIXTURE SIZE	A (DIA.)	B	C
2'	ø26-3/16"	6-11/16"	5-1/8"
3'	ø36-11/16"	7-3/16"	5-1/8"
4'	ø48-11/16"	7-11/16"	5-1/8"

FINISH OPTIONS

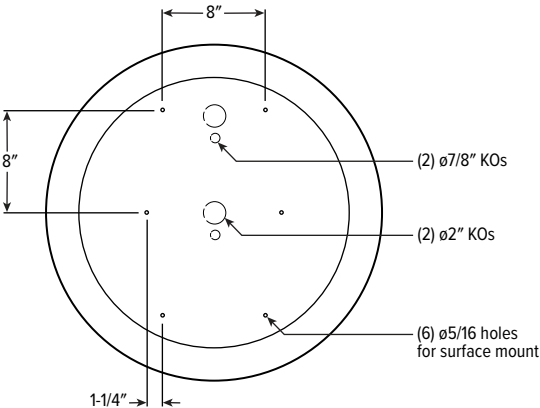


For custom color, please specify RAL code or a manufacturer code with description. All custom colors other than RAL require two sample swatches, minimum 1" square.

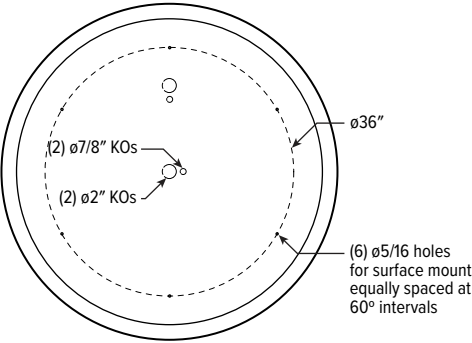


MOUNTING DETAILS

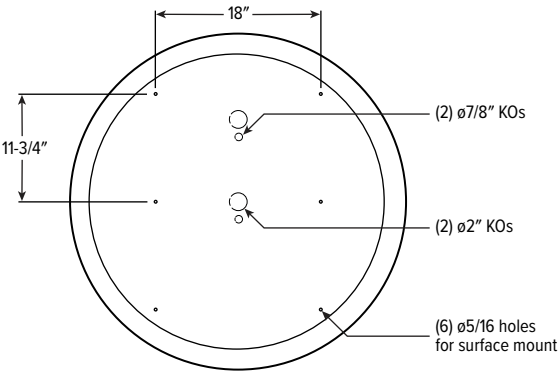
2' MOUNTING INFORMATION



4' MOUNTING INFORMATION



3' MOUNTING INFORMATION



SUSPENDED MOUNTING DETAILS

AIRCRAFT CABLE

ORDERING EXAMPLE: ACF*3P/D48				
PREFIX		TYPE	LENGTH	
ACF*3P	Three point mount ^[1]	D 1" grid & hardpan	24	24"
			48	48"
ACF*4P	Four point mount ^[2]	N 9/16" grid	96	96"
		S Slot grid	144	144"
			192	192"
			240	240"
			300	300"

¹ 2' and 3' only.
² 4' only.

LOW-VOLTAGE CORD OPTIONS

Must specify low-voltage cord when cable mounting.

ORDERING EXAMPLE: P24/W		
CORD TYPE	LENGTH	COLOR
P PoE	24 24"	/W White
	48 48"	/B Black
	96 96"	

STANDARD HARDWARE (Grid & Hardpan)

- Fixtures are provided with adjustable length aircraft cables and mounting hardware, must specify.
- One 5" canopy used at power feed location. Other suspension points use 2" canopy at the non-feed point.