

XT

FLEXIBLE LIGHTING SYSTEM



XT Flexible Lighting System is a family of rail mounted modular luminaires that allow you to create beautiful, flexible, and functional lighting systems with plug-and-play simplicity. Mount the luminaires individually or in continuous rows for general illumination and make small adjustments or complete renovations easily as your space changes.



A Visible Difference

CUSTOMIZED LIGHTING TO FIT YOUR SPACE -

XT-TRNK



XT Trunk is the backbone for the entire XT system. The trunk system carries 3 circuit, quick-connect wiring, allowing pattern switching of lamps and luminaires. Available in a variety of lengths.



XT-PBL

XT-AI3

(Shown with XT-TRNK)



Produces primarily indirect light to supply uniform illumination. Available fully perforated, solid, or with decorative perforated strips under the lamps.




XT-PBL

XT-PBL

(Shown with XT-TRNK)



Semi-specular parabolic louver delivers maximum lumens with superb glare control. Available with perforated sides for a hint of uplight.



XT-PBL

XT-WW

(Shown with XT-TRNK)



Provides 200° of rotation around a single T5 lamp. Ideal for wall washing and accentuating architectural details. Louvers are available in black or white.



XT-WW

XT-CBL

(Shown with XT-TRNK)




Radial cross blade louvers provide excellent glare control. Optional perforated reflectors move up or down for customized light distribution.

EASILY CHANGED AS YOUR FLOOR PLANS CHANGE



XT-CA
(Shown with XT-TRNK)



Frosted, curved acrylic provides a gentle, attractive appearance while providing pleasing 45% up/55% down light distribution.



Gullwing reflectors and perforated diffuser deliver uniform light distribution. Wings are available perforated or solid.



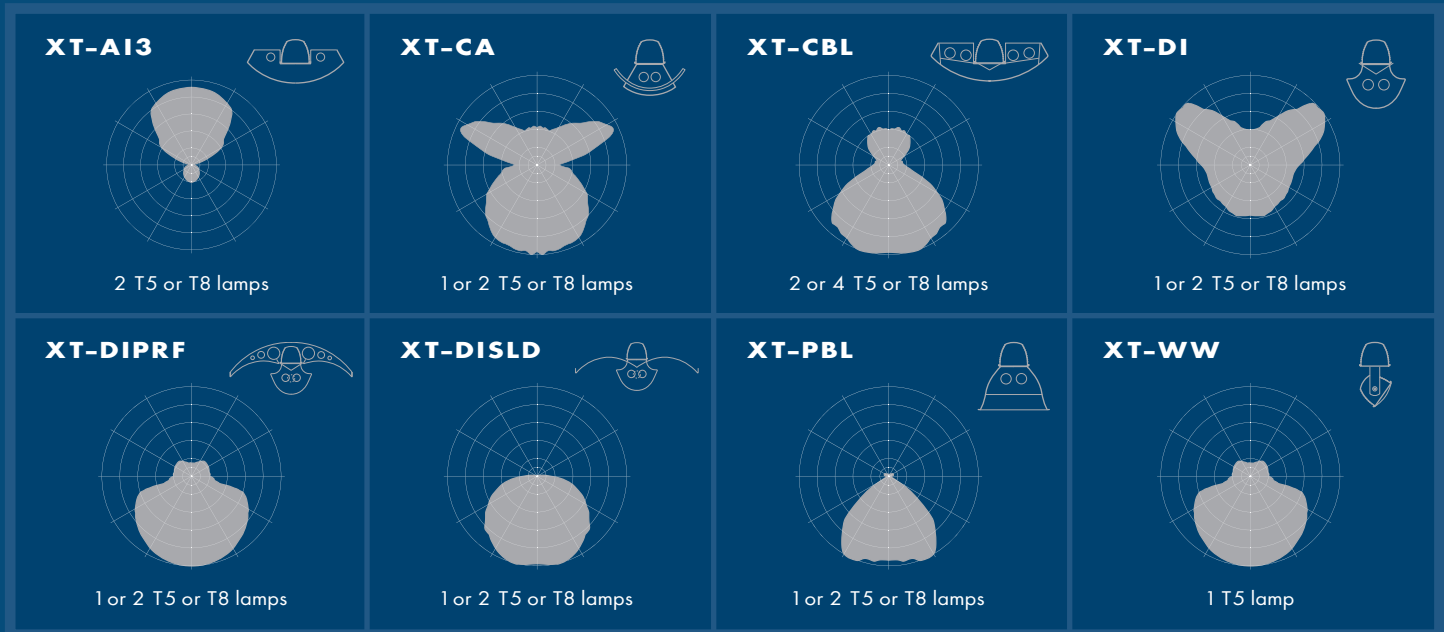
XT-DI
(Shown with XT-TRNK)



XT FLEXIBLE LIGHTING

A variety of linear shapes complement design themes from traditional to high-tech. Arrange any combination of linear uplights, downlights, and track heads on the trunk. For versatility use XT corners to follow architecture or create designs that change direction.


LIGHT DISTRIBUTION



Each lighting module of the XT Flexible Lighting System provides a unique distribution of light. XT is ideal for a wide variety of applications, such as office, retail, or education.


INSTALLATION INSTRUCTIONS

1




Secure canopies to the ceiling. Suspend the XT system using solid stems, pre-cut aircraft cable, or mount directly to hard or grid ceilings.

2



Suspend luminaire from the XT trunk using the integral hinge and make the required electrical connections.

3



Swing the luminaire upward, latching the fixture to the trunk. Continue to add any luminaires, track modules, or blanks to perfectly illuminate your space.